


Distance Learning Solutions

General Information

Our distance learning solutions are a great way to attend our training courses from everywhere in the world.

In this fact sheet, you will find general information on how to prepare for your online course, technical requirements and frequently asked questions.



Benefits

Profit from our Distance Learning Solutions



Interact live with your trainer and class



Use your mobile devices flexibly - works on iPhone, iPad and Android devices



Save time and money




Define your ideal learning setup



Arrange the training on short notice

How to

Before your training



Choose your training course on our website

Book it online via our webshop

Once you have received the confirmation e-mail, follow the link to “GoToTraining” and sign up with your name and e-mail address

Install the “GoToTraining” app on your computer or mobile device

Join the course by following the link you received via e-mail




How to

During your training

- Study materials will be sent to you electronically
- Ask questions via the chat function or send messages to your trainer directly or other participants
- You can take part in group work with other participants
- You will end the training with an online test

How to

After your training



After successfully passing the online test, you will receive your certificate

Stay in touch with us via Social Media

Complete the feedback form to help us know your thoughts and suggestions for improving the online experience

FAQ

Frequently Asked Questions

Which device can I use for the distance learning course?

Besides your computer or laptop, you can also use your iPhone, iPad or Android device. Make sure you also have a stable internet connection for the duration of the course.

How do I enter from a mobile device?

To use your mobile device for the training, please download the GoToTraining app. It is available at the AppStore, Google Playstore and Windows store. To join the class, just open the link you received and it will automatically lead you to the GoToMeeting app.

What do I need to attend the online course?

You need a device which is connected to the internet and the access code that you have received via e-mail.

How do I enter the training?

To enter the training, you just need to follow the link you received via e-mail. Please make sure to register online before, using the link you received in the invitation e-mail.

When does the course start and end?

The course starts usually at 9 AM and ends at 5 PM. All times are Frankfurt times (UTC+1). Coffee and lunch breaks are up to your trainer.

Do I get learning material for the course?

A handout containing all necessary information regarding your course will be provided to you digitally. You can access it via the link that was sent to you or via

the GoToTraining library.

What if I have questions during the course?

For all questions regarding the content of the course, you can easily give your trainer a sign and your question will be answered live.

Can I use my AQS Quality Card?

You can use your AQS Quality Card on all distance learning solutions and receive a discount of 10% on each of them.

Will I get a certificate?

After finishing the course and the successful completion of the test, your certificate will be available as a PDF for downloading/being sent to your e-mail adress.

FAQ

Technical Requirements

For PC users

- Internet Explorer 9, Mozilla Firefox 34, Google Chrome 39 (JavaScript activated) or newer versions of the listed browsers
- We recommend using Google Chrome as a browser
- Windows XP, Windows Servier 2008 or newer
- An internet connection (1 Mbps or faster)

For Mac users

- Safari 6, Firefox 34, Google Chrome 39 (Java Script activated) or newer versions of the listed browsers
- We recommend using Google Chrome as a browser
- Mac OS X 10.8 (Mountain Lion) or newer
- An internet connection (1 Mbps or faster)

For mobile devices

- GoToMeeting app, GoToWebinar app or GoToTraining app (available for free on the App Store, Google Playstore and Windows Store)
- For using the VoIP function, it is recommend to have a WIFI connection



Our training portfolio ▶



Upcoming remote sessions ▶



GoToTraining Intro Video ▶

Aviation Quality Services GmbH

Main Airport Center
Unterschweinstiege 10
60549 Frankfurt/Main

+49 (0) 69 696 81739
contact@AQS.email
http://AQS.aero